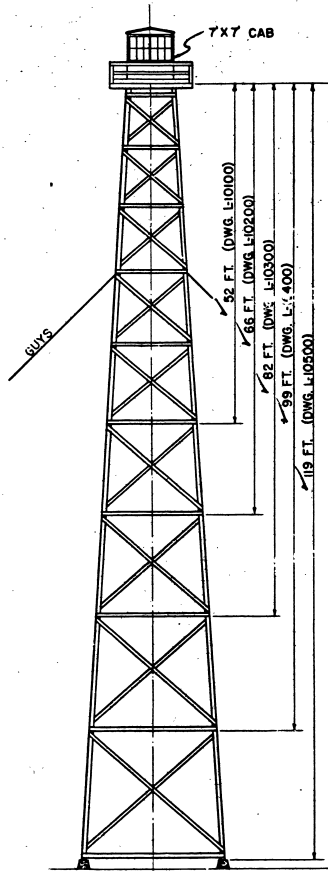
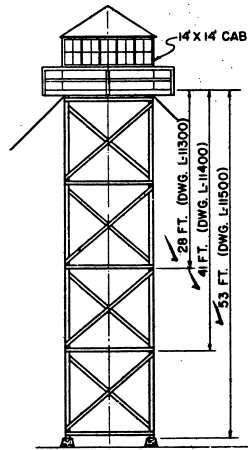


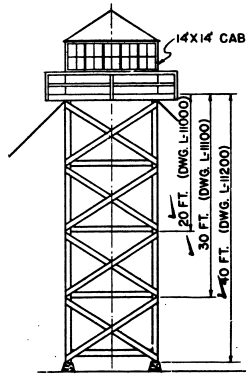
Reduce to 11/4 inches



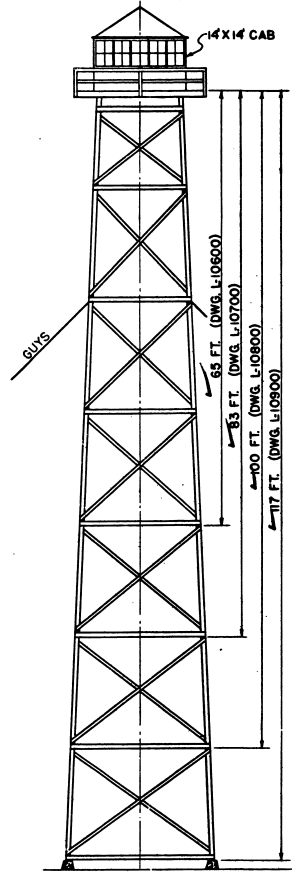
**TYPE CT-1**  
CREOSOTED  
RING CONNECTED  
FOR TRUCK HAUL ONLY.



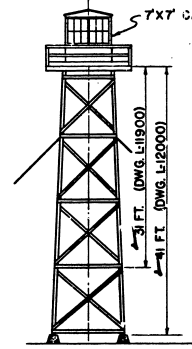
**TYPE CT-2**  
CREOSOTED  
RING CONNECTED  
FOR TRUCK HAUL ONLY.



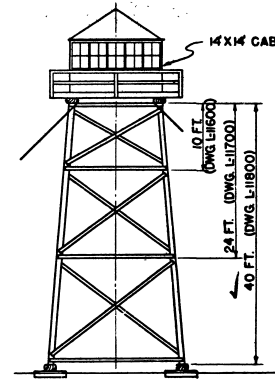
**TYPE CT-3**  
CREOSOTED  
SPIKED NESTED LEG  
TO BE USED AS SUBSTITUTE  
FOR TYPE CT-2 ONLY WHEN  
PACK HAUL IS NECESSARY.



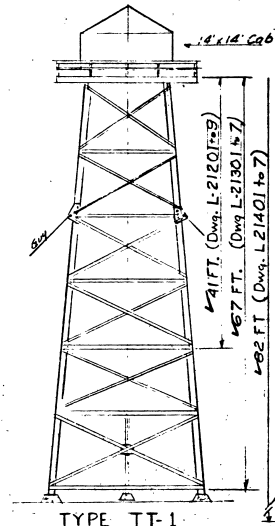
**TYPE CT-4**  
CREOSOTED  
RING CONNECTED  
FOR TRUCK HAUL ONLY.



**TYPE CT-5**  
CREOSOTED  
RING CONNECTED  
FOR BOTH TRUCK AND  
PACK HAUL.



**TYPE RT-1**  
UNTREATED  
ROUND TIMBER  
FOR USE WHERE HAULING  
COSTS FOR OTHER TYPES  
ARE PROHIBITIVE.



**TYPE TT-1**  
CREOSOTED  
RING CONNECTED  
DESIGNED IN 1948

Plus 20, 30, 53  
Plus CT-6 10'

**NOTE ON PURCHASING**  
WHEN ORDERING TOWERS SELECT  
TYPE DESIRED WHICH IS DEPEND-  
ENT UPON CAB SIZE AND HAUL-  
ING FACILITIES. THEN, IN THAT  
TYPE, SELECT THE NEAREST  
AVAILABLE HEIGHT THAT SATIS-  
FIES SITE CONDITIONS. FOLLOW  
OTHER ORDERING INSTRUCTIONS  
AS OUTLINED ON FORM R6-01.

U. S. DEPARTMENT OF AGRICULTURE  
FOREST SERVICE

REGION SIX JAMES FRANKLAND, REGIONAL ENGINEER

**STANDARD  
TIMBER  
LOOKOUT TOWERS**

DESIGNED BY: DWG. S.E.C. CHECKED BY: S.E.C.  
SCALE: 1/4" = 1'-0" DATE: 1948  
APPROVED: S.E.C. 197 JAN. 1948  
S.E.C. ASSISTANT, REGIONAL FORESTER

L-10003

LTL10003174001